


Model AFCHP-2

Dual Temperature NSF-7 Hot & Refrigerated Cold Pans

Model

AFCHCP-1

AFCHCP-2

AFCHCP-3

AFCHCP-4

AFCHCP-5

AFCHCP-6

STANDARD FEATURES

- 3" recessed top edge to comply with NFS-7 requirements
- Single control for changing from hot to cold operation
- Easy access temperature & function control panel attached to a 24" long flexible conduit for optional counter mounting
- Self contained drop-in design
- Hold standard 12" by 20" food pans and fractional sized pans
- Stainless steel top and liner for maximum strength and durability
- 1" drains for ease of cleaning
- Type 134A or 404A CFC free refrigerant
- Fully insulated, CFC free, foamed-in place insulation keeps food cold while saving energy
- Recessed ledge for pan support and colder, fresher products
- Quick & easy service with sight glass, service valves, filter/dryer and receiver
- Limited 1 year parts and labor warranty

OPTIONS & ACCESSORIES

- Perforated bottom strainer plate conveniently holds ice above drain to prevent clogging
- Adaptor bars for fractional sized pans
- Remote on/off switch
- 220/230/240V
- 50 cycle
- Remote models with or without condensing units

DESCRIPTION

USECO Dual Temperature Hot & Refrigerated Drop-In Cold Pans are two units in one; from a heated Bain Marie to a refrigerated cold pan with the flip of a switch. All models are completely self-contained in one to six-well models are CFC free and are recessed 3" to comply with NSF-7 performance requirements.

SPECIFICATIONS

Exterior – One-piece top flange and coved-corner interiors constructed of 18 gauge stainless steel. Exterior body constructed of heavy gauge, corrosion resistant steel. Condensing unit mounted on corrosion resistant frame below the cold pan.

Interior – CFC free foamed-in-place insulation through-out, 1" drain located in the center for easy cleaning. Ledge is recessed 3" to comply with NSF-7 requirements, allowing a layer of air to insulate food and for pan support.

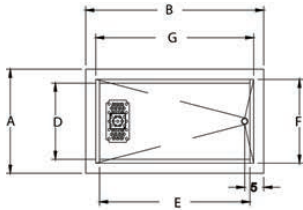
Refrigeration – Air cooled, type 134A or 404A CFC free refrigerant system featuring wrapped coil construction on both sides and bottom, individual thermostats, and on/off switch. Refrigeration system features sight glass, easy service valves, dryer/filter and receiver.

Heating - Automatic water-fill with high-limit protection featuring a water sensor and solenoid valve to maintain proper water levels. And efficient electric immersion heating system transfers heat directly to the water while a positive-off thermostat controls provides adjustable and consistent temperatures. Designed for wet operation only.

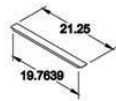


Model AFCHCP-3

shown below

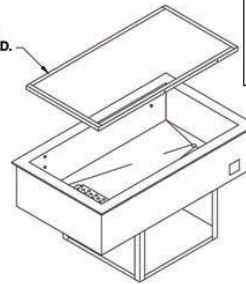


PLAN VIEW



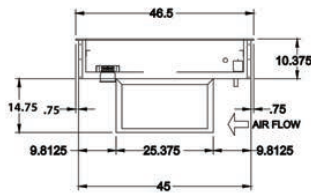
PAN DIVIDER
(TWO INCLUDED)

NOTE: RAILS ARE IN (4) INDIVIDUAL PIECES, NOT WELDED.

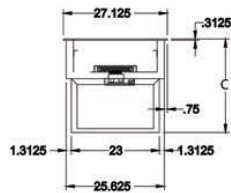


ISOMETRIC VIEW

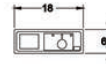
Note: Specifications are subject to change without notice and are not intended for installation purposes. See installation instructions prior to installing the unit.



FRONT ELEVATION
(OPERATOR SIDE)



SIDE ELEVATION



CONTROL PANEL
REFER TO INSTALLATION INSTRUCTIONS FOR REMOTE MOUNTING.

SPECIFICATIONS

| Model Number | OVERALL DIMENSIONS | | | INTERIOR DIMENSIONS | | CUT OUT DIMENSIONS | |
|--------------|--------------------------------------|--------------------------------------|-------------------------------|--------------------------------------|--------------------------------------|--------------------------------------|--------------------------------------|
| | A Front to Back Inches (MM) | B Left to Right Inches (MM) | C Height Inches (MM) | D Front to Back Inches (MM) | E Left to Right Inches (MM) | F Front to Back Inches (MM) | G Left to Right Inches (MM) |
| AFCHCP-1 | 27-1/8 (689) | 19-1/8 (468) | 25-1/8" (638) | 21-7/8 (555) | 13-7/8 (352) | 25-7/8 (657) | 17-7/8 (451) |
| AFCHCP-2 | 27-1/8 (689) | 32-3/4 (832) | 25-1/8" (638) | 21-7/8 (555) | 27-1/2 (699) | 25-7/8 (657) | 31-1/2 (800) |
| AFCHCP-3 | 27-1/8 (689) | 46-1/2 (1181) | 25-1/8" (638) | 21-7/8 (555) | 41-1/4 (1048) | 25-7/8 (657) | 45-1/4 (1149) |
| AFCHCP-4 | 27-1/8 (689) | 60-1/4 (1530) | 25-1/8" (638) | 21-7/8 (555) | 55 (1397) | 25-7/8 (657) | 59 (1499) |
| AFCHCP-5 | 27-1/8 (689)) | 74 (1880) | 25-1/8" (638) | 21-7/8 (555) | 68-3/4 (1747) | 25-7/8 (657) | 72-3/4 (1847) |
| AFCHCP-6 | 27-1/8 (689) | 87-3/4 (2229) | 25-1/8" (638) | 21-7/8 (555) | 82-1/2 (2096) | 25-7/8 (657) | 86-1/2 (2197) |

SHIPPING INFORMATION

| Model Number | WEIGHTS | | | CARTON DIMENSIONS | | | CRATE SIZE | |
|--------------|-----------------------------------|------------------------------------|-------------------------|-------------------------|--------------------------|------------|--------------|--|
| | SHIPPING WEIGHT POUNDS (KG) | INSTALLED WEIGHT POUNDS (KG) | WIDTH Inches (MM) | DEPTH Inches (MM) | HEIGHT Inches (MM) | CUBIC FEET | CUBIC METERS | |
| AFCHCP-1 | 175 (80) | 150 (69) | 21 (533) | 29 (737) | 32 (813) | 11.3 | 0.31 | |
| AFCHCP-2 | 220 (100) | 190 (87) | 29 (737) | 34 (864) | 32 (813) | 18.3 | 0.52 | |
| AFCHCP-3 | 240 (109) | 210 (96) | 29 (737) | 48 (1219) | 32 (813) | 25.8 | 0.73 | |
| AFCHCP-4 | 275 (125) | 240 (109) | 29 (737) | 62 (1575) | 32 (813) | 33.3 | 0.94 | |
| AFCHCP-5 | 298 (136) | 255 (116) | 29 (737) | 76 (1930) | 32 (813) | 41.0 | 1.16 | |
| AFCHCP-6 | 320 (146) | 275 (125) | 29 (737) | 89 (2261) | 32 (813) | 47.8 | 1.35 | |

POWER SUPPLY

| Model Number | VOLTS | KW | AMPS | PHASE | POWER SUPPLY |
|--------------|---------|---------|-----------|--------|--------------|
| AFCHCP-1 | 208/240 | 1.9/2.5 | 9.0/10.4 | SINGLE | * |
| AFCHCP-2 | 208/240 | 1.9/2.5 | 9.0/10.4 | SINGLE | * |
| AFCHCP-3 | 208/240 | 3.0/4.0 | 14.4/16.7 | SINGLE | * |
| AFCHCP-4 | 208/240 | 3.8/5.0 | 18.1/20.8 | SINGLE | * |
| AFCHCP-5 | 208/240 | 6.0/8.0 | 28.9/33.3 | SINGLE | * |
| AFCHCP-6 | 208/240 | 6.0/8.0 | 28.9/33.3 | SINGLE | * |

POWER SUPPLY- REFRIGERATION OPERATION

| Model Number | VOLTS | HP | AMPS | PHASE | POWER SUPPLY | REFRIGERANT |
|--------------|-------|-----|------|--------|--------------|-------------|
| AFCHCP-1 | 115 | 1/4 | 4.9 | SINGLE | * | 134A |
| AFCHCP-2 | 115 | 1/4 | 4.9 | SINGLE | * | 134A |
| AFCHCP-3 | 115 | 1/3 | 5.6 | SINGLE | * | 404A |
| AFCHCP-4 | 115 | 1/2 | 6.4 | SINGLE | * | 404A |
| AFCHCP-5 | 115 | 3/4 | 15.2 | SINGLE | * | 404A |
| AFCHCP-6 | 115 | 3/4 | 15.2 | SINGLE | * | 404A |

* All model permanently field wired connected. Power supply single phase, 3-wire, 120/208-240V, L2-N 120VAC

*All AFCHCP models feature automatic water fill systems and require a water supply connection. Please refer to the operator's manual and installation instructions for details.